


APEX™ VACUUM PUMP



HB-129
881101001 HB129S



HB-229
881101002 HB229S
881101014 HB229E



HB-329
881101003 HB329S
881101004 HB329E



HB-429
881101005 HB429S
881101006 HB429E




HB-529
HB-629
881101007 HB529E
881101008 HB629E



HB-729
HB-829
881101009 HB729E
881101010 HB829E



HB-919,929
HB-939
881101015 HB919E
881101016 HB929E
881101017 HB939E



HB-43
serial
881101011 HB4337
881101018 HB4346



HB-63
serial
881101012 HB6355
881101013 HB6375



HB-83
serial
881101019 HB8310
881101020 HB8315

SPECIFICATIONS - SINGLE STAGE

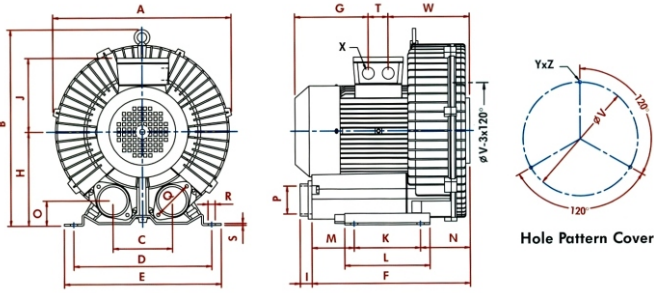
Model	Rated Output (Kw)	Port Flange (inch)	Voltage (V)	Current (A)	Static Pressure Vacuum / Compressor (mbar)	Max Air quantity (m ³ / min)	Noise (dB)	Weight (kg)
HB-129	0.18	1"	240/415	1.2/0.69	50 / 60	0.8	52	6.5
HB-229	0.4	1 1/4"	240/415	2.25/1.29	110 / 130	1.4	58	11
HB-329	0.75	1 1/2"	240/415	3.7/2.14	140 / 140	2.4	63	14.5
HB-429	1.75	2"	240/415	6.7/3.9	210 / 220	3.6	70	23
HB-529	2.2	2"	415	9.7/5.6	230 / 220	5.2	72	32
HB-629	3.4	2"	415	12.5/7.2	255 / 280	5.2	72	35
HB-729	5.5	2 1/2"	415-690	21/12	270 / 300	9.2	74	78
HB-829	7.5	2 1/2"	415-690	27/15.6	295 / 395	9.2	74	82
HB-919	9.0	4"	415-690	36/20.8	200 / 190	18.9	76	100
HB-929	13.0	4"	415-690	46.8/27	305 / 295	18.9	76	112
HB-939	20.0	4"	415-690	66.7/38.6	350 / 440	18.9	76	159

SPECIFICATIONS - DOUBLE STAGE

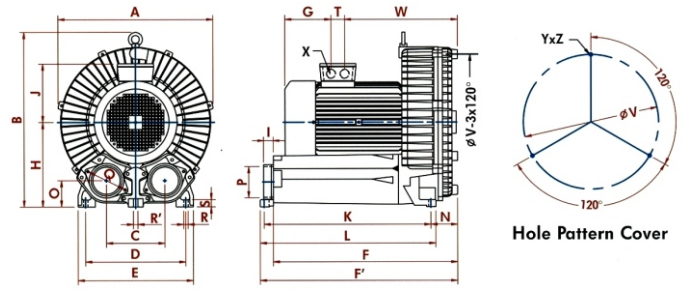
HB-4337	3.4	2"	415	12.5/7.2	345 / 410	3.7	74	40
HB-4346	4.0	2"	415	14.3/8.2	355 / 495	3.7	74	43
HB-6355	5.5	2"	415-690	21/12	410 / 515	5.2	75	72
HB-6375	7.5	2"	415-690	27/15.6	420 / 580	5.2	75	80.5
HB-8310	7.5	2 1/2"	415-690	27/15.6	360 / 350	9.6	76	112
HB-8315	11.0	2 1/2"	415-690	46.8/27	430 / 600	9.6	76	142
HB-8320	16.0	2 1/2"	415-690	65/37.5	450 / 700	9.6	76	160

***Product's specification may subject to change without further notice.
***Actual product may slightly differ from pictures shown.

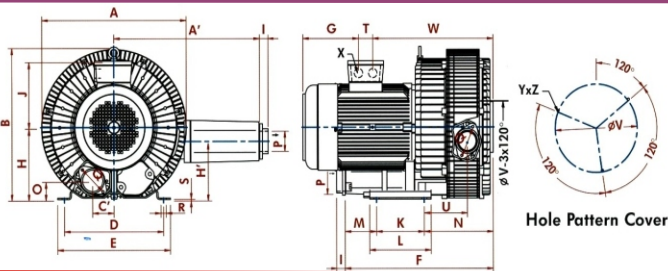
APEX™ VACUUM PUMP



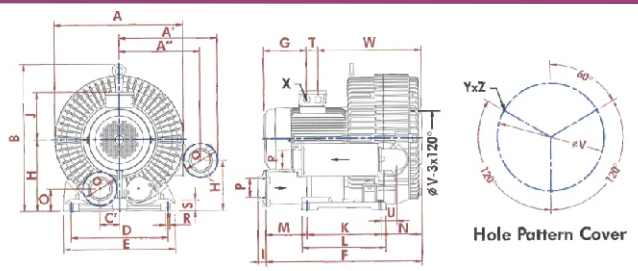
Dimensions of Single Stage



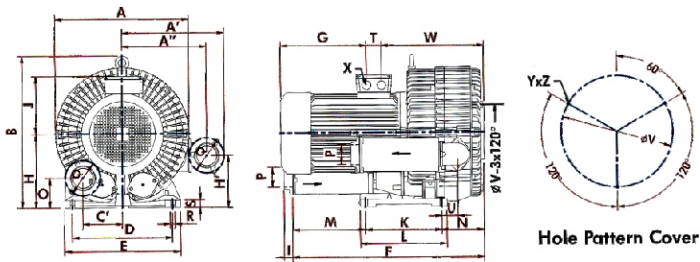
Dimensions of Single Stage
HB-919, HB929, HB-939



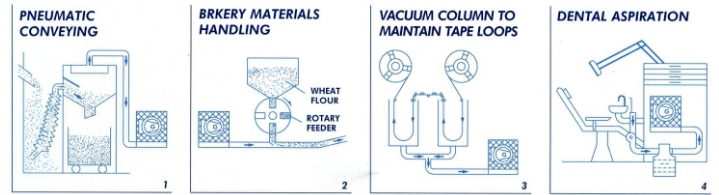
Dimensions of Double Stage



Dimensions of Double Stage
HB-8310



Dimensions of Double Stage
HB-8315 & 8320



Typical Application

	HB-129	HB-229	HB-329	HB-429	HB-529	HB-629	HB-729	HB-829	HB-919	HB-929	HB-939	HB-4337	HB-4346	HB-6355	HB-6375	HB-8310	HB-8315	HB-8320
Phase	1Ø / 3Ø	1Ø / 3Ø	1Ø / 3Ø	1Ø / 3Ø	3Ø		3Ø		3Ø		3Ø	3Ø	3Ø	3Ø	3Ø	3Ø	3Ø	3Ø
A	200	244.5	284	332	383		466		560		560	364	424	424	486	486	486	486
A'	-	-	-	-	-	-	-	-	-	-	-	417.5	427	372	372	372	372	372
A''	-	-	-	-	-	-	-	-	-	-	-	-	-	-	-	307	307	307
B	214	249	300	338	415		556		530		530	371	415	415	556	556	556	556
C	70	92	115	122	125		147		210		210	-	-	-	-	-	-	-
C'	-	-	-	-	-	-	-	-	-	-	-	61	62.5	73.5	144	144	144	144
D	165	205	225	260	290		365		360		360	260	290	290	365	365	365	365
E	185	227	253	296	330		422		414		414	296	330	330	422	422	422	422
F	178.5	226	238	300	338		461.5		663		663	385.5	434	434	590	590	590	590
F'	-	-	-	-	-	-	-	-	710		710	-	-	-	-	-	-	-
G	-	119	107	152	156.5		163		163		163	156.5	163	163	163	163	163	163
H	108	130	152	176	196		270		305		305	176	196	196	270	270	270	270
H'	-	-	-	-	-	-	-	-	141		141	158	158	158	190	190	190	190
I	23.5	29	-	25	25		31		35		35	25	25	25	31	31	31	31
J	-	114.5	124	134	160		180		211		211	160	180	180	180	180	180	180
K	-	83	95	115	140		280		600		600	115	140	140	280	280	280	280
L	100	108	130	155	180		316		631.5		631.5	155	180	180	316	316	316	316
M	96.5	70.5	68.5	102	92		155		-		-	102	92	92	155	155	155	155
N	82	72.5	74.5	83	106		26.5		96		96	168.5	202	202	155	155	155	155
O	38	40	42.5	44	51		84		95		95	44	51	51	84	84	84	84
P	1"	1-1/4"	1-1/2"	2"	2"		2-1/2"		4"		4"	2"	2"	2"	2-1/2"	2-1/2"	2-1/2"	2-1/2"
Q	50	64	68	83	83		128		150		150	83	83	83	Ø128	Ø128	Ø128	Ø128
R	Ø12	Ø10	Ø12	Ø14	Ø15		Ø16		Ø16		Ø16	Ø14	Ø14	Ø15	Ø15	Ø16	Ø16	Ø16
R'	-	-	-	-	-	-	-	-	16		16	-	-	-	-	-	-	-
S	2.5	2.3	3	4	4		28		25.5		25.5	4	4	4	28	28	28	28
T	-	-	-	-	42		42		55		55	42	42	42	55	55	55	55
U	-	-	-	-	-	-	-	-	-	-	-	110.5	126.5	126.5	59.5	59.5	59.5	59.5
ØV	-	Ø140	Ø174	Ø200	Ø240		Ø408		Ø490		Ø490	Ø200	Ø200	Ø240	Ø408	Ø408	Ø408	Ø408
V-Hole	-	0°/120°/240°	0°/120°/240°	0°/120°/240°	0°/120°/240°		15°/135°/255°		0°/120°/240°		0°/120°/240°	51.5°/171.5°/291.5°	51.5°/171.5°/291.5°	51.5°/171.5°/291.5°	60°/180°/300°	60°/180°/300°	60°/180°/300°	60°/180°/300°
W	-	129	156	158	171.5		263		402.5		402.5	258	258	352.5	391.5	391.5	391.5	391.5
X	-	1/2"	1/2"	1/2"	3/4"		3/4"		1"		1"	3/4"	3/4"	3/4"	3/4"	3/4"	3/4"	3/4"
YxZ	-	M6x15	M6x15	M8x15	M8x15		M12x15		M12x20		M12x20	M8x15	M8x15	M8x15	M12x15	M12x15	M12x15	M12x15

***Product's specification may subject to change without further notice.
***Actual product may slightly differ from pictures shown.